



Dealer Stamp

Honda Cars India Ltd.

 <http://www.facebook.com/HondaCarIndia>

 <http://www.twitter.com/hondacarindia>

Honda
One²One
1800 113 121 | 011 39898918
www.hondacarindia.com

HONDA
The Power of Dreams

CR-V

ONE
LIFE.
MANY
LIVES.




HONDA



ONE LIFE. MANY SKILLS.

YOUR VERSATILITY IS WHAT MAKES YOU STAND APART.

Just like juggling many roles makes you an all-rounder, the all new Honda CR-V is loaded with features that make it a truly versatile choice. With standout merits like Advanced Touchscreen Display Audio, i-MID, ECO Assist and ECON, you'll be surprised at the speed and efficiency with which you can switch between your different roles.

12.7 cm (5") INTELLIGENT MULTI INFORMATION DISPLAY AUDIO, i-MID.

A smart interface that communicates Fuel Consumption, provides audio status display and helps you with rear camera display during parking. You can also customize the vehicle settings.



FUEL CONSUMPTION



RESPONSE DISPLAY



WALLPAPER



17.7 cm (7") ADVANCED TOUCHSCREEN DISPLAY AUDIO

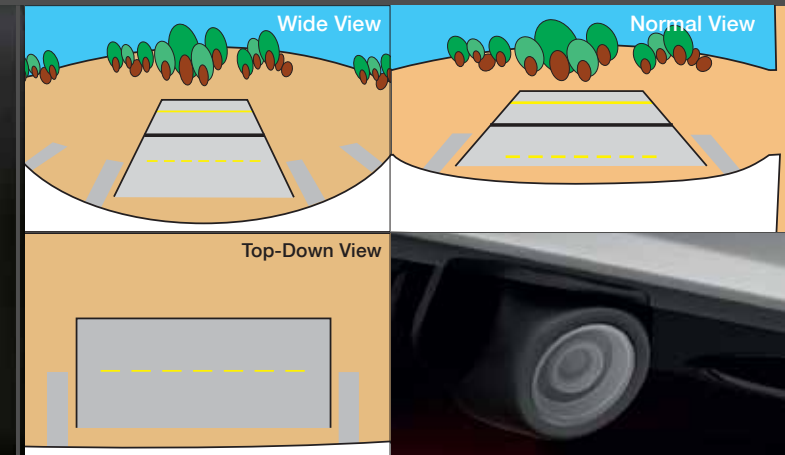
17.7 cm (7") Display Audio with Advanced Touchscreen, 6 Speakers, CD, AM/FM, WMA/MP3, AAC, USB, iPod®, Siri® Eyes Free, HDMI® Video Compatibility, Bluetooth® Hands-free Telephone connectivity and Multi Angle View Rear Camera display with Dynamic Guidelines.



17.7 cm ADVANCED TOUCH SCREEN DISPLAY AUDIO



BLUETOOTH® HANDS-FREE TELEPHONE WITH Siri® EYES-FREE



MULTI ANGLE VIEW REAR CAMERA DISPLAY WITH DYNAMIC GUIDELINES

ECO ASSIST SYSTEM

Embrace a technology that encourages you to practice fuel efficient driving. The system includes a built-in Ambient Meter that changes colour to reflect your current driving style. Green: Fuel Efficient Driving, Light Green: Moderate Acceleration/Deceleration and White: Aggressive Acceleration / Deceleration.



ECON

Energy must be conserved when one is expected to play so many roles in routine. The ECON mode helps you improve the fuel economy by adjusting the performance of the engine, transmission, air conditioning system and cruise control.

ONE LIFE. MANY APPEARANCES.

The journey from boardroom to golf course sees different facets of you. And we have made a car to suit them all. Drive the all new Honda CR-V to see how it has more sides to it than one and more features than what you could have asked for.



17"
ALLOY WHEELS



HID
PROJECTOR
HEADLAMP
WITH WASHER



TAIL PIPE
FINISHER



SHARK
FIN
ANTENNA



FOG
LAMP



AUTO
RETRACTABLE
ORVM WITH TURN
INDICATORS



ELECTRIC
SUNROOF



ONE LIFE. MANY PERFORMANCES.

LIFE IS A PERFORMANCE AND YOU HAVE ONLY ONE TAKE. IT BETTER BE THE BEST.

It requires power of a beast and stealth of a cat to do justice to the roles you play in everyday life. That's precisely what our technology does to boost your performances and make them shine.

2.4L & 2.0L i-VTEC ENGINE


The powerful 2.4L i-VTEC Engine with REAL TIME 4WD™ lets you unleash the power beneath the hood. You will be inspired to drive beyond destinations and explore your multiple potential. The light-weight and efficient 2.0L i-VTEC Engine with 2WD is designed to deliver refined power. Combining agility with sporty handling, it has probably learnt role balancing from you.

2.4L i-VTEC Engine with REAL TIME 4WD™



Best in class:
Fuel efficiency: 12 km/l*
Power: 190 ps / 7000 rpm
Torque: 226 Nm / 4400 rpm

2.0L i-VTEC Engine with 2WD



Best in class:
Fuel efficiency: 13.7 km/l*
Power: 156 ps / 6500 rpm
Torque: 190 Nm / 4300 rpm

*Test Results of Rule 115 of CMVR


6-SPEED MT AND 5-SPEED AT

The sophisticated 6-speed Manual Transmission and a hassle-free 5-speed Automatic Transmission delivers the perfect balance of driving performance and fuel economy. Sounds like you, doesn't it?



4 WHEEL DRIVE

Honda's original REAL TIME™ 4WD system supplies FWD(front wheel drive) operation in ordinary conditions and switches to 4WD on demand, depending on driving conditions. Just like your daily switch into different roles.



DISCLAIMER: Image for illustration purpose only.

PADDLE SHIFT

Sliding into roles is fun and thrilling. Just like Paddle Shift, which gives you manual control of the 5-speed Automatic Transmission.



CRUISE CONTROL

The conveniently placed Cruise Control buttons on the steering wheel allow you to relax on those long drives.



PREMIUM SIENNA BEIGE
DUAL TONE INTERIORS

ONE LIFE. MANY INSIGHTS.

Strength to match different role expectations comes from a relaxed and focused mind. So take a deep breath and be charmed by the stunning combination of comfort, space and style that makes the inside of Honda CR-V, comforting and a class apart.

SLIPPING INTO ROLES IS EASY WHEN YOU ARE CALM INSIDE.



STEERING MOUNTED AUDIO
AND HANDS-FREE TELEPHONE CONTROLS



TILT & TELESCOPIC STEERING



INSTRUMENT CLUSTER
WITH ECO ASSIST SYSTEM



8-WAY ADJUSTABLE DRIVER SEAT
WITH LUMBAR SUPPORT



REAR AC VENTS



ONE LIFE. MANY ROLES.

ENHANCE YOUR PERFORMANCE. YOU HAVE MILES TO GO.



From picking up your child from school to buying flowers for your mother and from a round of golf with your friends to a perfect family picnic, your everyday jobs matter to us. The all new Honda CR-V allows you to explore your full potential by providing you all that you need.



ONE MOTION DIVE DOWN REAR SEATS



INDEPENDENT DUAL ZONE AUTO AC



FRONT SLIDING ARMREST



AUTO DIMMING INTERIOR MIRROR



REAR CENTRE ARMREST



SUNGLASS BOX



VANITY MIRROR WITH ILLUMINATION



SMART KEYLESS ENTRY SYSTEM

ONE PUSH ENGINE START/STOP BUTTON

6 AIR BAGS



ONE LIFE. MUCH SAFETY.

JUGGLE ROLES WITH FULL SAFETY AND CONTROL.

The lives you touch in your different avatars love you. And for them, your safety comes first. Which is why the all new Honda CR-V enforces the highest standards of safety with 6 SRS Airbags-Dual Front Airbags, Side Curtain Airbags and Side Airbags and a host of other features.

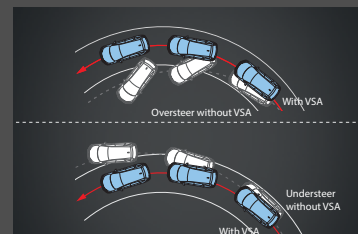


ONE LIFE. DIFFERENT PERSONAS.



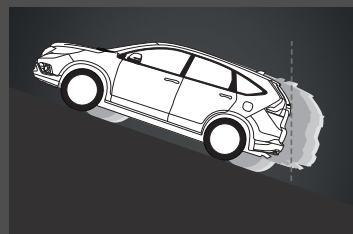
ACE™ BODY STRUCTURE

The Advanced Compatibility Engineering™ (ACE™) helps distribute frontal crash energy evenly in the front of the vehicle.



VSA AND ABS WITH EBD

In the event of an oversteer or understeer, VSA can automatically brake individual wheels and/or reduce engine power. EBD helps balance braking forces as per dynamic loading.



HSA

Hill Start Assist prevents the vehicle from rolling on inclines.



MOTION ADAPTIVE EPS (MA-EPS)

The advanced MA-EPS system works with VSA to stabilize the vehicle further by providing steering corrections as per running conditions.



WHIPLASH MITIGATION

Front seats are designed to mitigate the severity of neck injuries in the event of a rear impact.

2.0L MT

- 2.0L i-VTEC Engine with 2WD
- R17 10-spoke Alloy Wheels
- Halogen Projector Headlamp, Fog Lamp
- 6 Airbags & VSA
- i-MID, Rear Camera & ECON
- 2-DIN Integrated Audio
- Independent Dual Zone Auto AC
- Outer Door Handle Chrome
- Tonneau Cover

2.0L AT

(In addition to 2.0L MT)

- 5 AT with Paddle Shift
- Hill Start Assist
- Sunroof
- 17.7 cm (7") Advanced Touchscreen Audio
- Bluetooth® Hands-free Telephone
- Siri® Eyes-Free & HDMI® Video compatibility
- Multi-Angle Rear Camera with Dynamic Guidelines
- Foot Type Parking Brake
- Inner Door Handle Chrome

2.4L AT (Smart Entry)

(In addition to 2.0L AT)

- 2.4L i-VTEC Engine
- REAL TIME 4WD™
- HID Projector Headlamp with Washer & Auto Levelling
- One Push Engine Start/Stop Button
- Smart Keyless Entry System
- Auto Dimming Interior Mirror
- Tail Pipe Finisher

ONE LIFE. MANY ACCESSORIES.



ACCESSORIES



DOOR VISOR WITH CHROME



TAIL GATE SPOILER



RUNNING BOARD



SIDE STEP GARNISH



CARGO NET



CARGO TRAY



DOOR MIRROR GARNISH CHROME



FLOOR MAT DELUXE BLACK



FOOT LIGHT



ROOF RAIL



FRONT GRILLE



FOG LIGHT GARNISH CHROME



DOOR LOWER GARNISH



SIDE STEP GARNISH



TAIL GATE GARNISH

SPECIFICATIONS

| | DETAILS | 2.0L 2WD | 2.4L REAL TIME™ 4WD |
|----------------------|---------------------------|---------------------------------------|---------------------------------|
| DIMENSIONS & WEIGHTS | Dimensions (mm) | 4545 (L) x 1820 (W) x 1685 (H) | |
| | Wheelbase (mm) | 2620 | |
| | Front Tread (mm) | 1565 | |
| | Rear Tread (mm) | 1565 | |
| | Ground Clearance (mm) | 170 | 170 |
| | Kerb Weight (Kg) for MT | 1470 - 1480 | NA |
| | Kerb Weight (Kg) for AT | 1500 - 1510 | 1600 |
| | Fuel Tank Capacity (ltrs) | 58 | |
| | | | |
| ENGINE | Engine | SOHC i-VTEC in line, 4 Cylinder | DOHC i-VTEC in line, 4 Cylinder |
| | Fuel Type | Petrol | |
| | Fuel System | PGM-FI | |
| | Displacement (cc) | 1997 | 2354 |
| | Fuel Efficiency* | 13.7 km/l | 12 km/l |
| PERFORMANCE | Max. Power (ps/rpm) | 156/6500 | 190/7000 |
| | Max. Torque (Nm/rpm) | 190/4300 | 226/4400 |
| TRANSMISSION | Manual (MT) | 6 Forward, 1 Reverse (6MT) | - |
| | Automatic (AT) | 5-Speed (5AT) | 5-Speed (5AT) |
| DRIVE | Drive System | 2WD | REAL TIME™ 4WD |
| SUSPENSION | Front Suspension | McPherson Strut, Coil Spring | |
| | Rear Suspension | Double Wishbone, Coil Spring | |
| | Anti-Roll Bar | Torsion Bar Type (Front & Rear) | |
| BRAKES | Front Brake | Disc | |
| | Rear Brake | Disc | |
| STEERING | Steering | Collapsible Electric, Power Assisted | |
| TYRES & WHEELS | Tyre Size | 225/65R17 102T (Radial Ply, Tubeless) | |
| | Wheel Size | 17 x 6.5 J | |

*Test Results of Rule 115 of CMVR

Colours

New



Orchid White Pearl



Carnelian Red Pearl



Sparkling Brown Metallic



Urban Titanium Metallic



Alabaster Silver Metallic



2 years standard warranty + 2 years extended warranty or 80,000 kms (whichever is earlier)



Our policies sold by - SMC Insurance Brokers Pvt. Ltd. Insurance is the subject matter of solicitation.

The features shown may not be the part of the standard equipmnet. Please check the availability of variants and colours at the dealerships. Specifications and features are subject to change without prior notice. Actual colours of the cars may vary from the ones shown here.

FEATURES

| | DETAILS | 2.0L 2WD | | 2.4L REAL TIME™ 4WD | |
|--------------------------------------|---|---|---|--|--|
| | | 2.0L MT | 2.0L AT | 2.4L (Smart Entry) | |
| EXTERIOR | Alloys Wheels | O (R17 10 Spokes) | | | |
| | Fog Lamps | O | | | |
| | Electric Sunroof | - | O | | |
| | Front Grille | Premium Sporty Chrome Grille | | | |
| | Rear Chrome Garnish | O | | | |
| | Head Lamps | Halogen Projector Lamps with Manual Leveling | | HID Projector Lamp with Washer & Auto-Leveling | |
| | Outer Door Mirror | Body Coloured with Side Turn Indicators, Power Adjustable & Power Folding | | | |
| | Outer Door Handle | Chrome | | | |
| | Antenna | Shark Fin | | | |
| | Tail Pipe Finisher | - | O New | | |
| | Wiper & Washer | Variable Front Wiper & Intermittent Rear Wiper | | | |
| | Door Sash Moulding | Chrome | | | |
| INFOTAINMENT | Audio | 2-DIN Integrated Audio | 17.7 cm (7") Advanced Touchscreen Display Audio New | | |
| | CD, AM/FM, WMA/MP3/AAC, USB, iPod® | O | | | |
| | Speakers | 6 speakers (2 Front + 2 Rear + 2 Front Tweeters) | | | |
| | Siri® Eyes-Free Vioce Recognition* | - | O New | | |
| | HDMI® Video Compatibility | - | O New | | |
| | Bluetooth® Hands Free Telephone* | - | O New | | |
| | Speed Volume Compensation (SVC) | O | | | |
| | i-MID | 12.7 cm (5") TFT Colour Screen for Multiple Information Display | | | |
| | Rear Camera | Single View on i-MID Display | Multi Angle View with Dynamic Guidelines on Audio Display New | | |
| | Steering Audio & i-MID Control | O | | | |
| | Interior Colour Scheme | Premium Sienna Beige | | | |
| | INTERIOR, COMFORT & CONVENIENCE | Upholstery | Leather Upholstery, Leather wrapped steering wheel & shift knob | | |
| Driver Seat Adjustment | | 8-way Power Adjustable with Lumbar Support | | | |
| Rear Seat Adjustment | | 2-Stage Recline, One-Touch Dive-Down with 60:40 split | | | |
| Steering Wheel & Adjustment | | Cross Style Steering with i-MID interface buttons, Tilt & Telescopic Adjustment | | | |
| Cruise Control | | O | | | |
| Paddle Shift | | - | O | | |
| One Push Engine Start/Stop Button | | - | O New | | |
| Central Door Locking & Keyless Entry | | O (Jackknife Key) | | O (Smart Entry System) New | |
| Keyless Lock Button on Tailgate | | - | O New | | |
| Independent Dual Zone Auto A/C | | O | | | |
| Rear AC Vents | | O | | | |
| Combi Meter | | Multi Information Display with Adjustable Illumination & ECO Assist System | | | |
| Armrests | | Front Sliding Armrest with Console Box, Rear Center Armrest with Cupholders | | | |
| Inside Rear View Mirror | | Day/Night Manual Adjustable | | Auto-Dimming New | |
| Inside Door Handle Chrome | | - | O New | | |
| Headlamp Auto Off Timer | | O (Customizable) | | | |
| ECON Mode Button with Indicator | | O | | | |
| Outside Temperature Indicator | | O | | | |
| Windows | | All 4 Power Windows, Driver Side Auto Up/Down with Pinch Guard | | | |
| Sunglass Holder | | O | | | |
| Vanity Mirror | | Driver & Passenger Side Vanity Mirrors with Light | | | |
| Tonneau Cover | | O New | | | |
| Cargo Compartment Hook & Light | | O | | | |
| SAFETY & SECURITY | | ACE™ Body Structure | O | | |
| | | Front Dual SRS Airbags | O | | |
| | | Side & Curtain Airbags | O | | |
| | | Seat Belts | 3-Pt Pretensioner ELR, Shoulder Adjustable x 2 (for Front Seats), 3-Pt ELR x 3 (for Rear Seats) | | |
| | | Vehicle Stability Assist | O | | |
| | ABS with EBD | O | | | |
| | Motion-Adaptive Electric Power Steering | O | | | |
| | Security Alarm & Immobilizer | O | | | |
| | Hill Start Assist | - | O | | |
| | Parking Brake | Hand Lever Type | Foot Type | | |
| | Auto Door Lock/Unlock | O (Customizable) | | | |

*Feature is phone capability specific